

**LANDRICH** 

# Track Harvester



**THE MOST EFFICIENT & PROFITABLE TRACK HARVESTER ON THE MARKET**

**A.L.P.A.**  
EQUIPMENT LTD

**LANDRICH** 



**DESIGNED AND BUILT  
BASED ON THE NEEDS AND WANTS  
OF FORESTRY EXPERTS**

## **REDESIGNED FOR**

- MAXIMUM EFFICIENCY**
- LOWER FUEL CONSUMPTION**
- LOWER COST PER TREE**
- LONGER-LASTING COMPONENTS**
- A LOWER TOTAL COST OF OWNERSHIP**

The Landrich has been redesigned into the “Landrich 2.0” while improving on the core design principles that have made this purpose-built track harvester in a class of its own.

The Landrich 2.0 has been optimized for the cut-to-length method of mechanized logging, with state-of-the-art engineering and design methods.

A Landrich’s purpose is to cut and process trees in the most efficient manner possible. Every design decision revolved around maximizing efficiency and reducing fuel consumption while operating in a Canadian forest of mixed tree species, rugged terrain, and extreme seasonal changes with heavy snowfalls.




## NEWLY DESIGNED CAB FOR GREATER OPERATOR COMFORT AND VISIBILITY

The operator and their comfort are at the center of the design process.

The [Landrich 2.0](#) spacious cab has been improved with even more space and comfort features. Integrated exterior toolbox, upgraded air conditioning, and a 20% increase in cabin space are just some features that the design team integrated from customer feedback.

The redesigned cab has increased visibility, giving the operator a 180-degree panoramic view and seeing the left and right tracks from the operator's seat.



The 10 m two-piece boom gives the Landrich 2.0 a long reach for its size class, saving on machine movement and giving the operator more choices in tree selection.




## OPTIMIZED HYDRAULICS FOR SMOOTH BOOM AND SWING

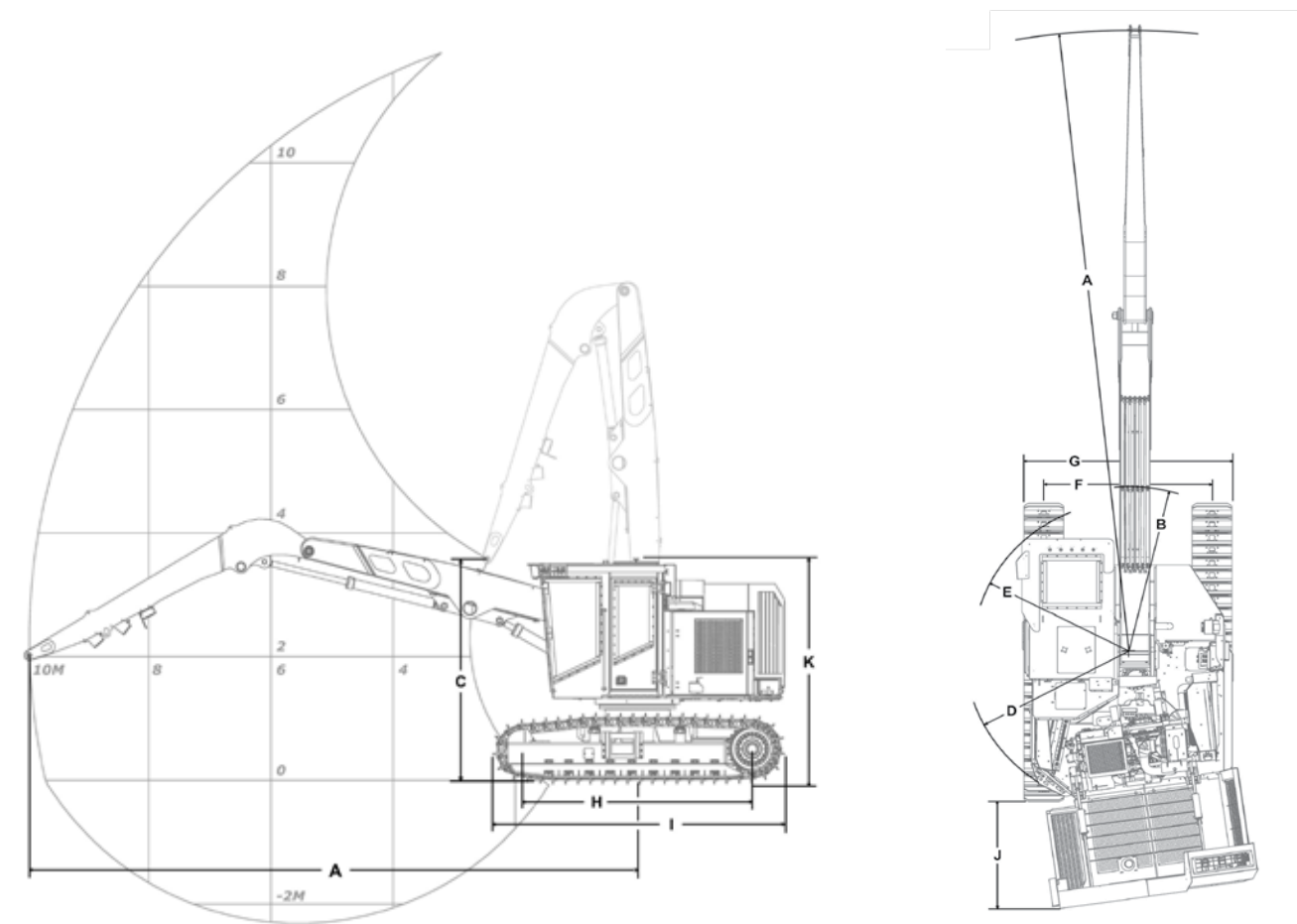
The hydraulics have been optimized for a smooth boom and swing movement, and with custom software for full machine diagnostics, you are in complete control of the Landrich 2.0.

Boasting a large 750L fuel tank and ultra-low-DEF consumption, the Landrich 2.0 can operate independently for up to 3 shifts depending on the application, without refuelling.

The Landrich synergistic relationship between the harvesting head and machine creates incredible fuel efficiency; in essence, they are one machine operating together rather than a machine and attachment working independently.



# SPECIFICATIONS



OPERATING WEIGHT (D6) - KG (LBS.)	
With attachment – H8HD with top saw head	31,300 kg (69,000 lbs.)
Less attachment	29,600 kg (65,300 lbs.)

DIMENSIONS - MM (IN.)	
A Maximum reach of pin – HC-310	9950 mm (393 in)
B Minimum reach of pin @ 2M height	2810 mm (107 in)
C Maximum height of pin @ min. reach	3570 mm (141 in)
D Tailswing	2560 mm (101 in)
E Cab corner swing radius	2390 mm (94 in)
F Center to center of track width	2590 mm (102 in)
G Total width (standard pad width)	3200 mm (126 in)
H Center to center distance idler to sprocket	3780 mm (149 in)
I Total length of tracks	4780 mm (188 in)
J Distance of engine cover to tracks	1720 mm (68 in)
K Maximum height (transportation)	3645 mm (143.5 in)
Ground clearance	700 mm (27.5 in)

# SPECIFICATIONS

ENGINE	
Manufacturer/Model	Mercedes Benz – OM936
Net Power kW (HP) @ rated rpm	210 (282) @ 2,200 RPM
# Cylinders and displacement L (cu.in.)	6 / 7.7 (470)
Net torque N-m (lbs-ft) @ rated rpm	1150 (811) @ 1200-1600 rpm
HYDRAULIC SYSTEM	
Harvesting head pump	A11VLO 175cc, variable axial piston with EP flow control and EP load sensing limitation
Crane pump	A11VLO 175cc, variable axial piston with EP flow control, load sensing with external limiter
Traction pump	A11VLO 190cc, variable axial piston with EP flow control, load sensing with external limiter
Traction pump flow Lpm (Gpm) / pressure Bar (psi)	410 (108) @ 1900 RPM / 350 Bar (5000 psi)
Crane pump flow Lpm (Gpm) / pressure Bar (psi)	350 (93) @ 1900 RPM / 270 (3900)
Harvesting head pump flow Lpm (Gpm) / pressure Bar (psi)	325 (86) @ 1700-1900 RPM / 280 (4050)
FILTRATION	
Return lines	In-tank single high-capacity element
beta rating @ 10μ / material:	β10 = 200 (99.5% eff.) / micro-glass III
by-pass valve:	Δ 1.5 Bar (22 psi)
Case drain	Constant flow offline loop Single filter
beta rating @ 10μ / material:	β10 = 200 (99.5% eff.) / micro-glass III.
by-pass valve:	Δ 3.5 Bar (50 psi)
Pilot oil	Control valves external filtration 2 independent filters,
beta rating @ 10μ / material:	β10 = 100 (99.0% eff.) / micro-glass III
by-pass valve:	Δ 3.5 Bar (50 psi)
Tank breather	Spin-on type
efficiency @ 3μ:	100%
SWING AND PROPEL SYSTEM	
Rotation, degrees	360, Continuous
Swing speed	6 RPM (adjustable for different operators)
Swing torque kN-m (lbs-ft)	79.1 (58,350)
Travel speed km/h (mph)	4.4 (2.8) in rabbit / variable interm. / 2.2 (1.4) in turtle
Traction drawbar pull kN (lbf)	273 (61,400) stalled condition / 310 (69,800) in motion
Undercarriage size	D6HD with Berco VA2509 S/G chains
CRANE LIFT CAPACITY	
HC-310	22.7 kN (5,100 lbs) @ 10 m (33 ft)

# SPECIFICATIONS

BRAKES	
Service brakes, swing	Dual stage port reliefs combined with closed-center spool in the control valve and anti-cavitation oil supply.
Service brakes, traction	Counter-balance valve in motors combined with motor spools in the control valve and anti-cavitation oil supply.
Secondary brakes and parking brakes, swing	Spring applied multiple wet-disk brakes, disengaged by pilot oil controlled by an electrical valve. Engaged manually with switch keyboard and automatically engaged with engine off
Secondary brakes and parking brakes, traction	Spring applied multiple wet-disk brakes, one per track, disengaged automatically with pressure level. Engaged when driving pressure is below threshold or when engine is off.
ELECTRICAL SYSTEM	
Starting batteries (connected in series, 24V total)	2 x 12 V, 74 A-h, 950 CCA / 1750 PHCA. Maintenance-free VRLA-AGM (Valve-Regulated 99.99% pure Lead-Acid – Absorbed glass mat)
Alternators Volts / Amps	1 x 24V / 150A
Working lights	16 pcs x 40 W, LED
CAB	
Meets following standards	ROPS : ISO 8082-2:2011 FOPS: ISO 8083:2006 (11 600 J) OPS: ISO 8084:2003 OFPS <sup>1)</sup> : SAE J2267:2017 / Oregon OSHA 437-007-0775:14a,b,c
1) For the OFPS to be valid, a special window bars kit is required and must be ordered with the machine. When this option is installed, a different tag will be affixed in the cab confirming its compliance with the OFPS tests.	
OTHER	
Measuring system	Ponsse Opti4G
Control systems	Ponsse Opti4G
Harvesting head	Ponsse H7, H8 or H9

\* The manufacturer reserves the right to make technical changes and improvements

# LANDRICH

THE LANDRICH FABRICATION FACILITY was founded in Northern New Brunswick in 1997 by the Landry family. The primary purpose of this new organization was to design and manufacture forestry conversion kits for excavators and other custom applications.

The dream to produce a track harvester that was purpose-built for the unique needs of forestry professionals began in 2004. With the addition of an R&D department in 2005 and after four years of R&D, a Landrich prototype was released in 2008.

This young company quickly established itself as an innovator in the forestry industry by conceptualizing, designing and producing the first purpose-built track harvester. The LANDRICH harvester has been in production since 2010 and is revolutionizing the forestry industry by setting new standards in efficiency and performance.

Fast forward ten years with the launch of the newly designed **Landrich 2.0** in 2020, which has been received with great success, and the production line and sales have been in full swing all year at the production facility in Balmoral, N.B.

The **Landrich 2.0** track harvester has been newly designed to meet current environmental regulations while keeping incredible fuel efficiency, power, and operator comfort that capitalizes on the Ponsse cut-to-length opti and harvesting head technology. The newly designed cabin offers even more space and comfort for the operator that is unmatched in other harvesters, increasing productivity and reducing operator fatigue.

The **Landrich 2.0** is a success story for a family-owned and operated company from New Brunswick. For more information on the **Landrich 2.0**, contact A.L.P.A. Equipment Ltd., your authorized dealer in Atlantic Canada and Eastern Quebec.



[www.landrich.com](http://www.landrich.com)

**A.L.P.A.**  
EQUIPMENT LTD

**LANDRICH** 